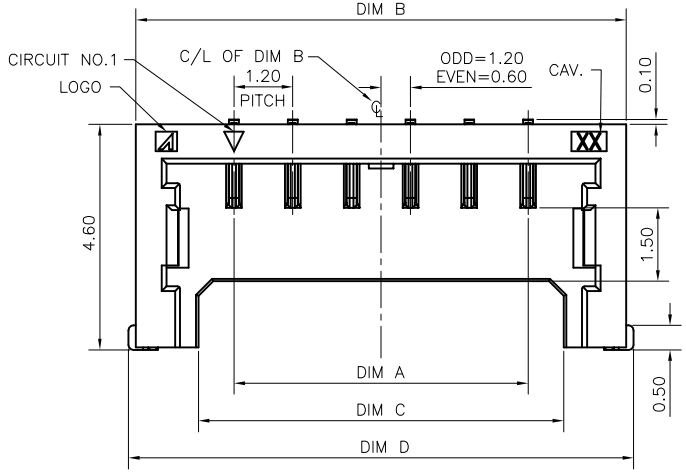

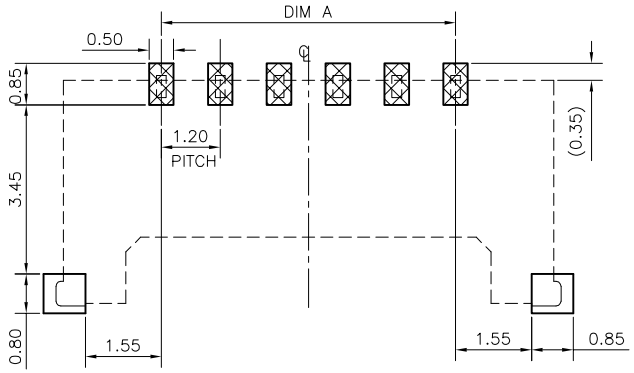

RECOMMENDED PCB LAYOUT(T=1.20mm)

GENERAL TOLERANCE ±0.05

NOTES:
1. MATERIAL:
   1.1 HOUSING: THERMOPLASTIC, HIGH TEMP., UL94V-0; COLOR:BLACK.
   1.2 CONTACT: COPPER ALLOY
   1.3 FITTING NAIL: COPPER ALLOY
   1.4 COVER: THERMOPLASTIC, HIGH TEMP., UL94V-0; COLOR:BLACK.
2. FINISH:
   2.1 CONTACT:
      50u" MIN. NICKEL PLATING OVERALL
      1: 0.5u"MIN GOLD PLATED ON CONTACT AND SOLDER AREA
      N: 80~120u" MATT TIN ON PLATED AREA
   2.2 FITTING NAIL:
      50u" MIN. NICKEL PLATING OVERALL
      80u" MIN. MATT TIN PLATING ON SOLDER TAIL
3. SPEC. PLS. REFER TO PS-51491-XXXXX-XXX
4. PACKAGE PLS. REFER TO P/N LEGEND
5. PART NUMBER

51491-XXX X X-XXX

CKTS

PACKING
0: T&R
7: T&R WITH COVER

PLATING
1: 0.5u"MIN GOLD PLATED ON CONTACT
N: MATT TIN(LEAD FREE)

Others	Housing color	HALOGEN FREE	T&R
001	BLACK	HF	51491-XXXXCR-001
002	BLACK	HF	51491-XXXXCR-U

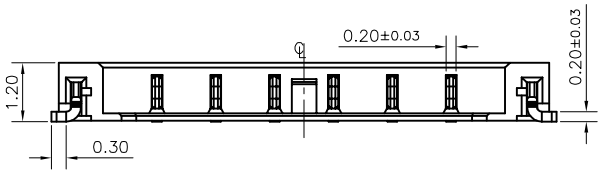

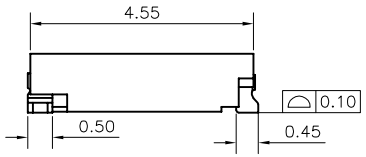

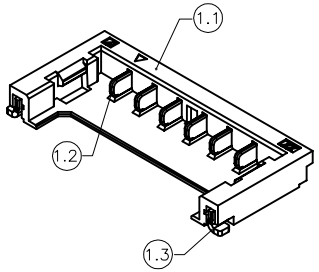

CKT	DIM A	DIM B	DIM C	DIM D
2	1.20	5.20	2.65	5.50
5	4.80	8.80	6.25	9.10
6	6.00	10.00	7.45	10.30
9	9.60	13.60	11.05	13.90
10	10.80	14.80	12.25	15.10
11	12.00	16.00	13.45	16.30
12	13.20	17.20	14.65	17.50

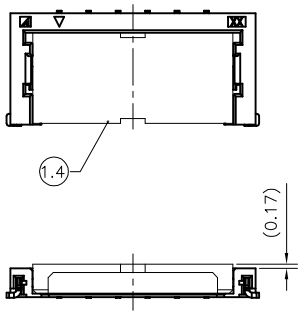

WITH COVER DRAWING

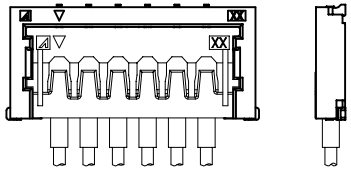

MATING DRAWING

QUALITY SYMBOLS MAJOR CRITICAL	DRAWN BY: ZHOUQUAN DATE: 20'/08/20	ACES ELECTRONICS	
GENERAL TOLERANCES (UNLESS SPECIFIED)	CHECKED BY: XUZHIYONG DATE: 20'/08/20	TITLE: 1.2mm WTB WAFER CONN SMT S/R S/T TYPE	
X. ±0.5 .X ±0.25 .XX ±0.15 .XXX ±0.1 ANGLES ±2°	APPROVED BY: XUZHIYONG DATE: 20'/08/20		
	UNITS: mm	SIZE: A4	RFQ NO.: N/A
	SCALE: 8 : 1	SHEET NO.: 1 OF 1	REV: G
			DWG NO.: 51491-XXXXX-XXX